



2017 ANNUAL REPORT
PORT WASHINGTON
FIRE DEPARTMENT



CITY OF PORT WASHINGTON | FIRE DEPARTMENT & EMERGENCY MEDICAL SERVICES
Mark Mitchell, Fire Chief

March 12, 2017

Police and Fire Commissioners
Mayor Mlada
Common Council Members

On behalf of the members of the Port Washington Fire Department, I am pleased to present the Fire Department's Annual Report for 2017. The department responded to 1,542 emergency requests for service in 2017. This was an increase of 107 responses from the 1,435 emergency responses in 2016. Of these 1,542 requests, 221 were fire responses and 1,321 were for Emergency Medical Services.

The department responded to two significant structure fires in 2017. These fires resulted in no loss of life or injuries to either firefighters or civilians. A fire loss of \$558,200 was estimated in 2017. This compares to an estimated \$144,700 loss in 2016.

The members of the Port Washington Fire Department, who I might add have 620 combined years on the force, are committed to serving our citizens. They willingly give their time and efforts to make our city a better and safer place to live. I am honored to be leading these dedicated individuals.

Respectfully Submitted,

Mark Mitchell

Mark Mitchell
Fire Chief / Ambulance Director

TABLE OF CONTENTS

- I. 2017 FIRE RESPONSES - Pages 2-4
- II. 2017 AMBULANCE RESPONSES - Pages 5-6
- III. FIRE PREVENTION ACTIVITIES - Pages 7-8
- IV. PERSONNEL & TRAINING - Pages 9-10
- V. APPARATUS - Page 11
- VI. YEAR IN REVIEW – Page 12

Cover photo: The Port Washington Fire Department responded to an apartment building fire in Saukville on December 26, 2017. The shot on the cover shows PWFD firefighters braving sub-zero temperatures while ventilating the building from the “basket” on Truck 460.



The Department initiated a new program in 2016 called “CPR in the Harbor”. This is a program to teach citizens hands only CPR. The shot above shows PWFD EMS personnel set up in May 2017 at Rotary Park where they were able to make contact with dozens of interested people. The event is held in conjunction with National EMS Week. Many local businesses have made donations to support this worthwhile training.

I. 2017 FIRE RESPONSES

The Port Washington Fire Department participates in the National Fire Incident Reporting System (NFIRS). This system is a uniform reporting system that categorizes fire responses into the categories listed. To aid in the gathering of data, the department utilizes *FIREHOUSE Software™*. Fire reports are sent electronically to the National Fire Administration on a monthly basis.

A. FIRE RESPONSE BY INCIDENT TYPE

<u>1. FIRES / 2. EXPLOSIONS</u>	<u>NUMBER</u>	<u>EST. DOLLAR LOSS</u>
BUILDING	11	\$ 532,200
VEHICLE	4	\$ 26,000
BRUSH/GRASS	3	\$ 0
TRASH & OTHER	2	\$ 0
TOTAL FIRE	20	\$ 558,200

<u>3. RESCUE</u>	
ASSIST EMS CREW	22
WATER RESCUE	3
ELEVATOR RESCUE	4
BELOW GRADE RESCUE	1
MOTOR VEHICLE ACCIDENT	22
TOTAL RESCUE	52

<u>4. HAZARDOUS CONDITIONS</u>	
FLAMMABLE/COMBUSTIBLE LEAK/SPILL	10
CARBON MONOXIDE (CO) INCIDENT	1
ELECTRICAL HAZARD	7
TOTAL HAZARD	18

<u>5. SERVICE / 6. GOOD INTENT</u>	
SMOKE/ODOR INVESTIGATIONS	9
ASSIST POLICE/ CORONER	6
MUTUAL AID	26
ANIMAL RESCUE	1
OTHER	5
TOTAL SERVICE/GOOD INTENT	47

<u>7. FALSE ALARMS</u>	
MALICIOUS	6
SYSTEM MALFUNCTION	26
UNINTENTIONAL	40
CARBON MONOXIDE (CO) ALARMS (No CO)	12
TOTAL FALSE ALARMS	84

TOTAL FIRE RESPONSES - INCIDENT TYPE = 221

<u>TOTAL ESTIMATED DOLLAR LOSS BY LOCATION</u>	
CITY OF PORT WASHINGTON	\$ 525,700
TOWN OF PORT WASHINGTON	\$ 32,500
TOTAL ESTIMATED DOLLAR LOSS IN 2017	\$ 558,200

B. FIRE RESPONSES BY PROPERTY TYPE

100. ASSEMBLY

CHURCHES	1
SWIMMING POOL	1
RESTAURANT / BAR / TAVERN	1
TOTAL ASSEMBLY	3

200. EDUCATIONAL

ELEMENTARY SCHOOL	1
MIDDLE SCHOOL / HIGH SCHOOL	11
TOTAL EDUCATIONAL	12

300. HEALTH CARE

NURSING HOMES	23
TOTAL HEALTH CARE	23

400. RESIDENTIAL

1 OR 2 FAMILY DWELLINGS	53
MULTI FAMILY DWELLING	43
HOTEL / MOTEL	2
COMMUNITY BASED RESIDENTIAL FACILITY	4
TOTAL RESIDENTIAL	102

500. MERCHANTILE / BUSINESS

BANK	2
FOOD / BEVERAGE SALES	2
RETAIL STORE	1
BUSINESS	5
TOTAL MERCHANTILE / BUSINESS	10

600. INDUSTRIAL / 700. MANUFACTURING

MANUFACTURING / PROCESSING	13
TOTAL INDUSTRIAL / MANUFACTURING	13

800. STORAGE

WAREHOUSE	4
AGRICULTURE STORAGE	1
FIRE STATION (MUTUAL AID)	3
TOTAL STORAGE	8

900. OUTSIDE & SPECIAL PROPERTY

OPEN LAND / FIELD / BLUFF	7
WATER AREA	7
UTILITY RIGHT OF WAY	1
PARKING LOT	4
DIVIDED HIGHWAY	14
RESIDENTIAL / COMMERCIAL STREETS	17
TOTAL OUTSIDE & SPECIAL	50

TOTAL RESPONSES BY PROPERTY TYPE = 221

C. FIRE RESPONSES BY MONTH

JANUARY	18
FEBRUARY	16
MARCH	19
APRIL	9
MAY	17
JUNE	24
JULY	15
AUGUST	22
SEPTEMBER	25
OCTOBER	22
NOVEMBER	19
DECEMBER	15
TOTAL	221

D. FIRE RESPONSES BY DAY

SUNDAY	28
MONDAY	29
TUESDAY	31
WEDNESDAY	31
THURSDAY	33
FRIDAY	37
SATURDAY	32
TOTAL	221

E. FIRE RESPONSES BY HOUR

MIDNIGHT – 6:00 a.m.	29	13%
6:00 a.m. – 12:00 p.m.	57	26%
12:00 p.m. – 6:00 p.m.	74	33%
6:00 p.m. – MIDNIGHT	61	28%
TOTAL	221	

F. FIRE RESPONSES BY AREA

CITY of PORT WASHINGTON	167
TOWN of PORT WASHINGTON	25
VILLAGE/TOWN of BELGIUM	2
CITY OF CEDARBURG	1
VILLAGE OF CEDAR GROVE	1
VILLAGE/TOWN of GRAFTON	13
CITY of MEQUON	3
VILLAGE/TOWN of SAUKVILLE	7
VILLAGE OF THIENSVILLE	1
WAUBEKA FD RESPONSE AREA	1
TOTAL	221

G. FIRE RESPONSES BY FIRE SQUAD

CHIEF OFFICER ONLY	39
FIRE SQUAD 1	8
FIRE SQUAD 2	6
FIRE SQUAD 3	4
ENTIRE DEPARTMENT	164
TOTAL	221

II. 2017 AMBULANCE RESPONSES

The City of Port Washington contracts with *EMS Medical Billing Associates LLC*, an ambulance billing and data management service. *EMS Medical Billing Associates LLC* submits a comprehensive Response Report each month. To further aid in the gathering of data, the department also utilizes *FIREHOUSE Software™*. The data listed below is a culmination of data from both sources. The department transmits patient data to the State of Wisconsin, Department of Health, through the statewide data collection program, *WARDS, Wisconsin Ambulance Run Data System*.

A. AMBULANCE RESPONSES BY NATURE

	<u>RESPONSES</u>
CARDIAC	147
MEDICAL	600
MOTOR VEHICLE ACCIDENT	57
TRAUMA	419
OVERDOSE / POISONING / ALCOHOL	52
FALSE ALARMS	29
OTHER	17
TOTAL	1,321

B. AMBULANCE RESPONSES BY MONTH

JANUARY	120
FEBRUARY	89
MARCH	114
APRIL	87
MAY	121
JUNE	110
JULY	122
AUGUST	110
SEPTEMBER	98
OCTOBER	115
NOVEMBER	103
DECEMBER	132
TOTAL	1,321

C. AMBULANCE RESPONSES BY DAY

SUNDAY	165
MONDAY	215
TUESDAY	185
WEDNESDAY	186
THURSDAY	194
FRIDAY	201
SATURDAY	175
TOTAL	1,321

D. AMBULANCE RESPONSES BY HOUR

MIDNIGHT – 6:00 a.m.	175	13.25%
6:00 a.m. – 12:00 p.m.	396	29.98%
12:00 p.m. – 6:00 p.m.	401	30.35%
6:00 p.m. – MIDNIGHT	349	26.42%
TOTAL	1,321	100%

E. AMBULANCE RESPONSES BY AREA

CITY of PORT WASHINGTON	804
TOWN of PORT WASHINGTON	53
VILLAGE / TOWN of BELGIUM	102
CITY of CEDARBURG	1
VILLAGE of FREDONIA	73
VILLAGE / TOWN of GRAFTON	4
NEWBURG F.D. AMBULANCE AREA	6
VILLAGE of OOSTBURG	4
VILLAGE of RANDOM LAKE	10
VILLAGE / TOWN of SAUKVILLE	220
WAUBEKA F.D. AMBULANCE AREA	44
TOTAL	1,321

F. 1ST CALLS vs. 2ND & 3RD CALLS (simultaneous calls)

1 ST AMBULANCE CALLS	920
2 ND AMBULANCE CALLS	49
3 RD AMBULANCE CALLS	5
PARAMEDIC INTERCEPT CALLS	347
TOTAL	1,321

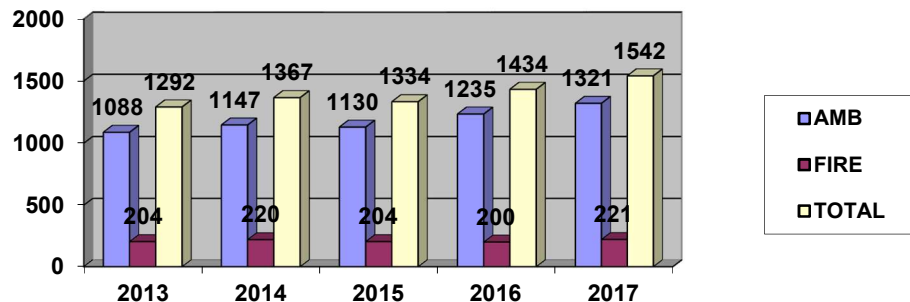
G. ALL PATIENTS BY AGE

	<u>MALE</u>	<u>FEMALE</u>
0-9 y/o	18	15
10-19 y/o	23	26
20-29 y/o	39	30
30-39 y/o	44	35
40-49 y/o	55	45
50-59 y/o	71	83
60-69 y/o	88	91
70-79 y/o	91	100
80-89 y/o	107	98
90-99 y/o	26	65
100+ y/o	1	5
TOTAL = 1,156 =	563	593

H. HOSPITALS RECEIVING PATIENTS

AURORA - GRAFTON	729	63.06%
COLUMBIA ST. MARY'S – MEQUON	233	20.16%
FROEDERT – WAUWATOSA	4	0.34%
CHILDREN'S HOSPITAL - WAUWATOSA	9	0.79%
AURORA - SHEBOYGAN	2	0.17%
AURORA ST. LUKE'S - MILWAUKEE	4	0.34%
ST. NICHOLAS – SHEBOYGAN	1	0.09%
ST. JOSEPH – WEST BEND	2	0.17%
PATIENTS NOT TRANSPORTED	172	14.23%
TOTAL	1,156	100%

5 YEAR COMPARISON



III. FIRE PREVENTION ACTIVITIES

The most important non-emergency function a fire department can do for its community is to promote fire prevention. Fire prevention activities are divided between fire inspections, fire investigations, and public fire education.

FIRE INSPECTIONS

There are 661 addresses, or properties, that are inspected by the Port Washington Fire Department each year. Most buildings in the City and Town of Port Washington, with the exception of single family and two family dwellings, are inspected. Many of the buildings have multiple addresses due to mixed occupancies. The fire inspections completed during 2017 were done by Chief Mitchell. Six hundred fifty (650) fire inspections were done during this period. Two hundred twenty-four (224) apparent violations were noted.

Another branch of fire prevention is the testing and inspection of new fire sprinkler systems and new fire alarm systems. Owners of the buildings, where these systems are located, must furnish the fire department with plans of the systems for review. Once these systems are in place, testing, witnessed by the fire department, must be complete before occupancy is given. In 2017, tests for fourteen new or current fire alarm or fire suppression systems were witnessed.

FIRE INVESTIGATIONS

The cause and origin of eleven structure fires was investigated in 2017. The causes of those structure fires were as follows: (3) careless cooking, (3) electrical, (4) careless discarding of smoking materials, and (1) equipment failure.

PUBLIC FIRE AND SAFETY EDUCATION

Public Fire Education has the largest impact on a community's fire prevention program. A great deal of time is spent educating children with hopes that they will carry fire safety messages throughout their lives. The Port Washington Fire Department has an active public fire education program coordinated by Chief Mitchell. The department uses educational handout materials provided by the *National Fire Protection Association*. Elementary school children in grades K-2, as well as pre-school children throughout Port Washington, are taught age appropriate fire safety education.

To reach the adult population, the fire department conducts an annual Open House during Fire Prevention Week in October. Fire safety educational materials are available to the attendees, as well as hands-on fire extinguisher training. The department also participates in a national fire safety program, "**Change Your Clocks – Change Your Smoke Detector Batteries**". This program is promoted twice a year to remind people to replace the batteries in their smoke alarms when changing their clocks in the spring and the fall.

In addition to fire prevention education, the Department also conducts two annual programs aimed at teaching the public worthwhile life saving techniques. The first is Hands Only CPR which is taught during Nation Emergency Medical Services Week in May at an event we call "CPR in the Harbor", and again at the Department's annual open house in October. The public has been reluctant to embrace the traditional CPR which incorporates mouth to mouth resuscitation. American Heart Association research has shown that there is enough oxygenated blood in the human body during a witnessed cardiac arrest to still be of a benefit to the stricken victim when Hands Only CPR is applied and 9-1-1 is used to call for rescue personnel.

The other program is called "Stop the Bleed". Studies found that the traumatic injuries sustained during active shooter events, or even vehicle accidents, often caused severe bleeding which left unattended, could result in death in as little as five minutes. In conjunction with the American College of Surgeons and the National Trauma Institute, Stop the Bleed sets credible and uniform training standards for controlling life threatening hemorrhage for the public.

The following is a breakdown of public fire education contacts and programs done in 2017:

<u>GROUP or PROGRAM</u>	<u>ATTENDEES</u>	<u>FD PERSONNEL INVOLVEMENT</u>
SAFETY TOWN (Pre-K)	88	5
P.W.P.D. BIKE RODEO	100	5
COMMUNITY LEARNING CENTER (Pre-School)	67	1
STATION TOURS	56	NUMEROUS
COMMUNITY RESOURCE NIGHT	75	1
<u>FIRE PREVENTION WEEK - SCHOOL VISITS OR VISITS TO THE FIRE STATION</u>		
DUNWIDDIE K-2	227	3
LINCOLN K-2	242	4
PORT CATHOLIC pre K-2	101	3
PORT PRE-SCHOOL	46	2
FIRE DEPARTMENT OPEN HOUSE	1,200 (approx.)	39
SCHOOL FIRE DRILLS (3)	MANY	1

The 2017 Fire Prevention Week Open House was held on October 1. Another fantastic weather day brought an estimated 1,200 people. Pictured here are some of the many attendees who participated in some of the many attractions offered. Photos by Tim Reed.



PORT WASHINGTON FIRE & EMS ASSOCIATION, INC.

The Port Washington Fire & EMS Association is a fundraising organization made up of members of the fire department, both active and retired. The Association’s biggest fundraiser each year is a pancake breakfast (bottom right photo) held in conjunction with the Department’s Annual Fire Prevention Week Open House. Each year, the Association endows a scholarship for a graduating Port Washington High School senior who will be pursuing a degree in firefighting or Emergency Medical Services. The Association also makes donations to other local organizations and conducts an annual “Fill The Boot” drive for the Muscular Dystrophy Association.

IV. PERSONNEL, TRAINING, & SPECIAL TEAMS

A. PERSONNEL

The Port Washington Fire Department had sixty-one personnel as of December 31, 2017. The following personnel were hired in 2017: EMT-P Alex Diamantopoulos, FF James Doyle, FF Breanna Haskins, FF Josh Hull, EMT-P Kayla Mirsberger, EMT-P Philip Stalewski, FF/EMT-P Paul Taleck, EMT-P Luke Van Natta, and FF Noah Witt. The following personnel left the department in 2017: EMT-B Heather Adams (Resigned), EMT-B Zach Affeldt (Resigned), EMT-P Jacob Henckel (Resigned), FF Matt Savatski (Resigned), and FF/EMT-B Nathan Tiegs (Resigned).

NAME		RANK	YRS	NAME		RANK	YRS
Bach, Sr.	James	Rescue Diver	7	Langford	James	Captain / Rescue Diver	24
Barbuch	Maribeth	EMS Lt. / EMT-P	16	Lanser	Adam	FF	11
Barbuch	Tom	Amb. Driver	1	Lathrop	Rick	FF	7
Brede	Dennis	FF	1	Leasum	Charles	FF	5
Cehanovich	Dan	EMT-B	14	McGaughey	Steven	EMT-P	3
Cehanovich	Rachelle	AEMT	12	Mirsberger	Kayla	EMT-P	-
Chaloupka	Roland	Rescue Diver	36	Mitchell	Mark	Fire Chief	13
Cross	Sue	EMT-B	5	Peters	Nick	EMT-P	5
DeBoer	Joseph	LT. / EMT-P	13	Petrov	Viktor	FF	1
Diamantopoulos	Alex	EMT-P	-	Pipkorn	John	EMT-P	6
Dicker	Todd	Engineer / EMT-P	5	Poggemann	Eric	Rescue Diver	5
Didier	Michael	Engineer	24	Polgar	Jill	FF/EMT-B	5
Doers	Glenn	Deputy Chief	13	Reed	Tim	Amb. Driver	11
Doyle	James	FF	-	Riley	James	Deputy Chief / AEMT	40
Dudash	Kristin	Asst. Engineer / AEMT	15	Riley	Kevin	FF	3
Eibs	Amanda	EMT-B	4	Scheel	Jonathan	EMT-B	3
Eibs	Eric	EMT-B	18	Schmidt	Steven	Assistant Chief	37
Eibs	Mike	EMT-B	5	Sharbuno	Thomas	Deputy Chief	35
Foote	Cody	EMT-B	1	Stalewski	Philip	EMT-P	-
Godersky	Joanne	AEMT	3	Taleck	Paul	FF/EMT-P	-
Grittner	Michael	FF	4	Theis	Lisa	Admin. Asst./ EMT-B	5
Haas	Gerald	Engineer	19	Tietyen	Jeffrey	Engineer	31
Haskins	Breanna	FF	-	Travis	Oliver	Engineer	34
Hemming	Jacob	FF / EMT-P	5	Ulm	Stephen	Captain	19
Henckel	Jessica	EMT-B	1	Van Natta	Josh	EMT-P	2
Hill	Eric	FF / Rescue Diver	9	Van Natta	Luke	EMT-P	-
Hull	Josh	FF	-	Ward	Kevin	Captain	35
Jajtner	Michael	Rescue Diver / Team Leader	19	Weis	Jason	FF	3
Kiener	Michael	FF / Rescue Diver	2	Witt	Noah	FF	-
Klopp	Andrew	Engineer	9	Zeigler	Scott	LT. / EMT-B	5
Kultgen	Richard	LT. / Rescue Diver	11				

EMT-B = Emergency Medical Technician-Basic

AEMT= Emergency Medical Technician-Advanced

EMT-P = Emergency Medical Technician-Paramedic

FF = Firefighter

B. TRAINING

Captain Jim Langford coordinates fire training, and EMS training is coordinated by EMS Lt. Maribeth Barbuch and Lt. Joe DeBoer. A minimum of sixty hours per year of fire training is required of each firefighter. EMS personnel are required to attend a minimum of six EMS training sessions per year and a 30-hour EMT refresher class every two years. The department's Rescue Dive Team holds two practices per month. Most of the practices are actual "in-water" drills.

The following training hours were recorded in 2017:

Fire and Engineer – 3,113 hours

Rescue Dive Team - 413 hours

EMS - 1,006 hours

The following specialized training was completed in 2017:

CERTIFIED FIRE FIGHTER I (120 hours): James Doyle, Breanna Haskins, and Noah Witt


CERTIFIED FIRE FIGHTER II (40 hours): Dennis Brede, Andrew Klopp, and Viktor Petrov

CERTIFIED DRIVER/OPERATOR-PUMPER (60 hours): Dennis Brede

EMERGENCY SERVICES INSTRUCTOR I (40 hours): Joe Deboer


C. RESCUE DIVE TEAM

The department's Rescue Dive Team is coordinated by Team Leader Mike Jajtner and currently has eight members. The team logged over 400 hours in training in 2017, most of it underwater. Seen below left, are members assisting in removing a vehicle from Lake Michigan. The right photo shows the team at their annual ice rescue practice at the Harrington Beach quarry.



D. RESCUE TASK FORCE

Newly established in 2017, the Department's Rescue Task Force is made up of both fire and EMS personnel. Their mission is to back up law enforcement at an active shooter situation by providing rapid medical response to shooting victims. Photos below shows a training exercise.



V. APPARATUS

The Port Washington Fire Department's apparatus fleet is maintained under the direction of Assistant Chief Steve Schmidt. The staff consists of six Engineers and one Assistant Engineers, all of whom do a superb job to make sure all the fire and EMS vehicles are ready to respond in the event of an emergency. The department has a separate training night for Engineers, Assistant Engineers and any department member interested in the driving and operation of the department's vehicles. In 2017, 389 hours of Engineer training were recorded.

Weekly and monthly inspections are performed on each vehicle and preventive maintenance is done as needed. All vehicles receive annual maintenance in January that consists of oil and filter changes, lubrication, and other important services. In addition, annual fire pump testing is done in July on each apparatus equipped with a fire pump. Ground ladders and the department's aerial tower are tested each spring. Below is the current roster of apparatus for the Port Washington Fire Department.

<u>UNIT #</u>	<u>TYPE</u>	<u>YEAR</u>	<u>MAKE & CHASSIS</u>	<u>2017 RESPONSES</u>	<u>TOTAL MILEAGE</u>	<u>2017 MILEAGE</u>	<u>CONDITION</u>
450	AMBULANCE	2008	FORD/MEDTEC	385	62,994	6,038	GOOD
451	AMBULANCE	2003	FORD/LIFELINE (93)	5	72,990	100	*
452	AMBULANCE	2010	FORD/MEDTEC (12)	588	53,794	9,118	VERY GOOD
453	HEAVY RESCUE	2014	PIERCE ARROW XT	23	2,503	501	EXCELLENT
454	ALL TERRAIN	2005	POLARIS 6x6	6	156.6 hrs.	9.5 hrs.	VERY GOOD
455	PARAMEDIC INTERCEPT	2014	CHEVY SUBURBAN	372	25,219	8,051	EXCELLENT
456	COMMAND	2013	CHEVY SUBURBAN	117	42,813	7,557	VERY GOOD
457	BRUSH TRUCK	1992	CHEVY 4x4	7	13,889	164	GOOD
460	AERIAL TOWER	1997	PIERCE LANCE	13	11,400	498	GOOD
462	ENGINE	1993	PIERCE DASH	4	23,545	122	GOOD
463	ENGINE	2008	PIERCE DASH	6	6,550	463	EXCELLENT
464	ENGINE	1999	PIERCE SABER	15	12,501	413	VERY GOOD
465	ENGINE	2006	PIERCE DASH	86	14,279	1,234	VERY GOOD
467	TANKER	1986	FORD/WELCH	8	9,707	113	*
468	RESCUE DIVE BOAT	2013	JP MARINE 17'	4			EXCELLENT
469	FIRE BOAT	2010	BOSTON WHALER 25'	3	208 hrs.	11 hrs.	EXCELLENT
499	UTILITY	2001	CHEVY MINI VAN	Non-emergency vehicle	83,991	1,929	LESS THAN FAIR

*Will be replaced in 2018.



VI. YEAR IN REVIEW



Department tribute to former member Dustin Brede.



WTMJ TV4's Storm Chaser at Open House.
Tim Reed photo.



Apartment building fire on High Bluff Rd. – 1/13/17.



Kiwanis Safety Town – 6/7/17.



New at our Open House in 2017 was a firefighter's obstacle course for kids.

Tim Reed photo.



Training fire in Cedarburg – 3/17/17.



A trick or treater getting ready to enter the Haunted Heavy Rescue Squad on 10/28/17.