



2019 ANNUAL REPORT
PORT WASHINGTON
FIRE DEPARTMENT



CITY OF PORT WASHINGTON | FIRE DEPARTMENT & EMERGENCY MEDICAL SERVICES
Mark Mitchell, Fire Chief

March 31, 2020

Police and Fire Commissioners
Mayor Becker
Common Council Members

On behalf of the members of the Port Washington Fire Department, I am pleased to present the Fire Department's Annual Report for 2019. The department, which celebrated its 167th Anniversary last year, responded to 1,748 emergency requests for service in 2019. This was an increase of 155 responses from the 1,593 emergency responses in 2018. Of these 1,748 requests, 288 were fire responses and 1,460 were for Emergency Medical Services.

The department responded to two significant incidents in 2019, both were structure fires. Neither event resulted in loss of life or injuries to either firefighters or civilians. A damage loss of \$533,850 was estimated in 2019. This compares to an estimated \$390,825 loss in 2018.

The members of the Port Washington Fire Department, who I might add have 631 combined years of service to the City and the department, are committed night and day to serve our citizens. They sacrifice their time and give an effort, that most citizens would not consider, to make our city a better and safer place to live.

Respectfully Submitted,

Mark Mitchell

Mark Mitchell
Fire Chief / Ambulance Director

TABLE OF CONTENTS

- I. 2019 FIRE RESPONSES - Pages 2-4
- II. 2019 AMBULANCE RESPONSES - Pages 5-6
- III. FIRE PREVENTION ACTIVITIES - Pages 7-8
- IV. PERSONNEL & TRAINING - Pages 9-10
- V. APPARATUS - Page 11

Cover photo: The Port Washington Fire Department took delivery of a 2019 Kenworth / UST tanker in March. The new Tanker 467 replaces a 1986 Ford / Welch unit that was donated to the Madeline Island, WI Fire Department, after they lost all their trucks during a fire that destroyed their fire station.



The photo above was taken at an extra alarm fire in Grafton in December 2019. This building was the Heinz & Sons 57 Auto Body. The Port Washington Fire Department responded with our aerial tower Truck 460 (pictured on the right side of the photo) and a Chief.

I. 2019 FIRE RESPONSES

The Port Washington Fire Department participates in the National Fire Incident Reporting System (NFIRS). This system is a uniform reporting system that categorizes fire responses into the categories listed. To aid in the gathering of data, the department utilizes *FIREHOUSE Software™*. Fire reports are sent electronically to the National Fire Administration on a monthly basis.

A. FIRE RESPONSE BY INCIDENT TYPE

<u>1. FIRES</u>	<u>NUMBER</u>	<u>EST. DOLLAR LOSS</u>
BUILDING	11	\$528,050.00
VEHICLES & EQUIPMENT	4	\$ 5,800.00
TRASH	5	0
BRUSH/GRASS	3	\$ 0
TOTAL FIRE	23	\$533,850.00

3. RESCUE

ASSIST EMS CREW	57
CONFINED SPACE RESCUE	1
ELEVATOR RESCUE	2
BLUFF RESCUE	1
LOCK-IN	1
MOTOR VEHICLE ACCIDENT	24
TOTAL RESCUE	86

4. HAZARDOUS CONDITIONS

FLAMMABLE/COMBUSTIBLE LEAK/SPILL	13
CARBON MONOXIDE (CO) INCIDENT	3
ELECTRICAL HAZARD	10
TOTAL HAZARD	26

5. SERVICE / 6. GOOD INTENT

SMOKE/ODOR/STEAM INVESTIGATIONS	15
ASSIST POLICE/ CORONER	5
MUTUAL AID	28
WATER PROBLEM	8
UNAUTHORIZED BURNING	3
OTHER	1
TOTAL SERVICE/GOOD INTENT	60

7. FALSE ALARMS

MALICIOUS	2
SYSTEM MALFUNCTION	45
UNINTENTIONAL	44
CARBON MONOXIDE (CO) ALARMS (No CO)	1
TOTAL FALSE ALARMS	92

8. SEVERE WEATHER

LIGHTNING STRIKE	1
TOTAL SEVERE WEATHER	1

TOTAL FIRE RESPONSES - INCIDENT TYPE = 288

TOTAL ESTIMATED DOLLAR LOSS BY LOCATION

CITY OF PORT WASHINGTON	\$478,150.00
TOWN OF PORT WASHINGTON	\$ 55,700.00
TOTAL ESTIMATED DOLLAR LOSS IN 2019	\$533,850.00

B. FIRE RESPONSES BY PROPERTY TYPE

100. ASSEMBLY

CHURCHES	3
AMUSEMENT / GYM	2
COURTHOUSE	1
RESTAURANT / BAR / TAVERN	4
TOTAL ASSEMBLY	10

200. EDUCATIONAL

ELEMENTARY SCHOOL	1
MIDDLE SCHOOL / HIGH SCHOOL	1
TOTAL EDUCATIONAL	2

300. HEALTH CARE

HEALTH CLINIC	2
ASSISTED LIVING	22
TOTAL HEALTH CARE	24

400. RESIDENTIAL

1 OR 2 FAMILY DWELLINGS	82
MULTI FAMILY DWELLING	61
HOTEL / MOTEL	4
COMMUNITY BASED RESIDENTIAL FACILITY	11
TOTAL RESIDENTIAL	158

500. MERCHANTILE / BUSINESS

BANK	2
VEHICLE REPAIR	2
RETAIL STORE	10
BUSINESS OFFICE	5
TOTAL MERCHANTILE / BUSINESS	19

600. INDUSTRIAL / 700. MANUFACTURING

MANUFACTURING / PROCESSING	9
TOTAL INDUSTRIAL / MANUFACTURING	9

800. STORAGE

GARAGE	2
AGRICULTURE STORAGE	2
WAREHOUSE	4
FIRE STATION (MUTUAL AID)	3
TOTAL STORAGE	11

900. OUTSIDE & SPECIAL PROPERTY

OPEN LAND / FIELD / BLUFF	8
WATER AREA	5
UTILITY RIGHT OF WAY	7
PARKING AREA	3
DIVIDED HIGHWAY	11
RESIDENTIAL / COMMERCIAL STREETS	21
TOTAL OUTSIDE & SPECIAL	55

TOTAL RESPONSES BY PROPERTY TYPE = 288

C. FIRE RESPONSES BY MONTH

JANUARY	30
FEBRUARY	30
MARCH	14
APRIL	13
MAY	23
JUNE	28
JULY	40
AUGUST	28
SEPTEMBER	22
OCTOBER	19
NOVEMBER	17
DECEMBER	24
TOTAL	288

D. FIRE RESPONSES BY DAY

SUNDAY	34
MONDAY	44
TUESDAY	40
WEDNESDAY	48
THURSDAY	42
FRIDAY	40
SATURDAY	40
TOTAL	288

E. FIRE RESPONSES BY HOUR

MIDNIGHT – 6:00 a.m.	38	13%
6:00 a.m. – 12:00 p.m.	81	28%
12:00 p.m. – 6:00 p.m.	104	36%
6:00 p.m. – MIDNIGHT	65	23%
TOTAL	288	100%

F. FIRE RESPONSES BY AREA

CITY of PORT WASHINGTON	220
TOWN of PORT WASHINGTON	39
VILLAGE/TOWN of BELGIUM	3
CITY OF CEDARBURG	2
VILLAGE OF FREDONIA	2
VILLAGE/TOWN of GRAFTON	11
CITY of MEQUON	3
VILLAGE/TOWN of SAUKVILLE	6
VILLAGE of THIENSVILLE	1
NEWBURG FD RESPONSE AREA	1
TOTAL	288

G. FIRE RESPONSES BY FIRE SQUAD

CHIEF OFFICER ONLY	53
FIRE SQUAD 1	12
FIRE SQUAD 2	10
FIRE SQUAD 3	11
EMS UNIT	1
ENTIRE DEPARTMENT	201
TOTAL	288

II. 2019 AMBULANCE RESPONSES

The City of Port Washington contracts with *EMS Medical Billing Associates LLC*, an ambulance billing and data management service. *EMS Medical Billing Associates LLC* submits a comprehensive Response Report each month. To further aid in the gathering of data, the department also utilizes *FIREHOUSE Software™*. The data listed below is a culmination of data from both sources. The department transmits patient data to the State of Wisconsin, Department of Health, through the statewide data collection program, *WARDS, Wisconsin Ambulance Run Data System*.

A. AMBULANCE RESPONSES BY NATURE

	<u>CALLS</u>	<u>TRANSPORTS</u>
CARDIAC & RESPIRATORY ISSUES	260	210
MEDICAL RELATED	563	506
MOTOR VEHICLE ACCIDENT	58	49
TRAUMA RELATED	503	448
OVERDOSE / POISONING / ALCOHOL	53	40
MEDICAL ALERT ALARMS	18	1
OTHER	5	0
TOTAL	1,460	1254

B. AMBULANCE RESPONSES BY MONTH

	<u>CALLS</u>	<u>TRANSPORTS</u>
JANUARY	135	116
FEBRUARY	111	96
MARCH	113	99
APRIL	112	95
MAY	110	96
JUNE	116	101
JULY	134	111
AUGUST	142	111
SEPTEMBER	123	112
OCTOBER	117	103
NOVEMBER	120	108
DECEMBER	127	106
TOTAL	1,460	1,254

C. AMBULANCE RESPONSES BY DAY

SUNDAY	184
MONDAY	208
TUESDAY	225
WEDNESDAY	216
THURSDAY	221
FRIDAY	203
SATURDAY	203
TOTAL	1,460

D. AMBULANCE RESPONSES BY HOUR

MIDNIGHT – 6:00 a.m.	206	14.11%
6:00 a.m. – 12:00 p.m.	422	28.90%
12:00 p.m. – 6:00 p.m.	477	32.67%
6:00 p.m. – MIDNIGHT	355	24.32%
TOTAL	1,460	100%

E. AMBULANCE RESPONSES BY AREA

CITY of PORT WASHINGTON	957
TOWN of PORT WASHINGTON	96
VILLAGE / TOWN of BELGIUM	110
VILLAGE of FREDONIA	66
VILLAGE / TOWN of GRAFTON	6
NEWBURG F.D. AMBULANCE AREA	6
VILLAGE of OOSTBURG	1
VILLAGE of RANDOM LAKE	4
VILLAGE / TOWN of SAUKVILLE	182
WAUBEKA F.D. AMBULANCE AREA	32
TOTAL	1,460

F. 1ST CALLS vs. 2ND & 3RD CALLS (simultaneous calls)

1 ST AMBULANCE CALLS	1,098
2 ND AMBULANCE CALLS	64
3 RD AMBULANCE CALLS	2
PARAMEDIC INTERCEPT CALLS	296
TOTAL	1,460

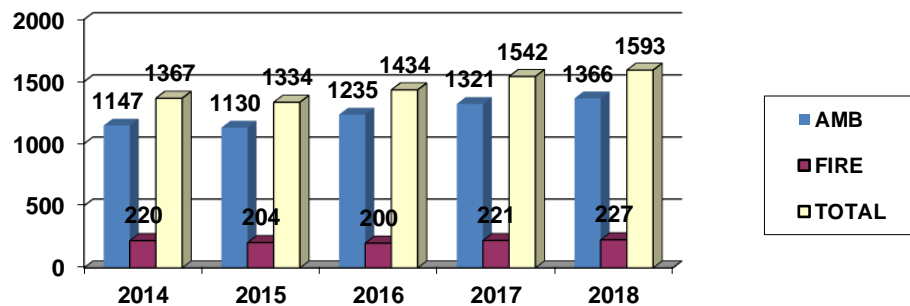
G. ALL TRANSPORTED PATIENTS BY AGE

	<u>MALE</u>	<u>FEMALE</u>
0-9 y/o	13	7
10-19 y/o	20	18
20-29 y/o	43	36
30-39 y/o	44	45
40-49 y/o	51	33
50-59 y/o	64	106
60-69 y/o	103	90
70-79 y/o	110	120
80-89 y/o	87	126
90-99 y/o	47	90
100+ y/o	0	1
TOTAL = 1,254 =	582	672

H. HOSPITALS RECEIVING PATIENTS

AURORA - GRAFTON	790	63.00%
COLUMBIA ST. MARY'S – MEQUON	220	17.54%
FROEDERT – WAUWATOSA	6	0.50%
CHILDREN'S HOSPITAL - WAUWATOSA	2	0.15%
AURORA SINAI - MILWAUKEE	1	0.08%
ST. JOSEPH – WEST BEND	2	0.15%
PATIENT TRANSFERRED TO FLIGHT FOR LIFE	3	0.24%
PATIENTS NOT TRANSPORTED	230	18.34%
TOTAL	1,254	100.00%

5 YEAR COMPARISON



III. FIRE PREVENTION ACTIVITIES

The most important non-emergency function a fire department can do for its community is to promote fire prevention. Fire prevention activities are divided between fire inspections, fire investigations, and public fire education.

FIRE INSPECTIONS

There are 569 addresses, or properties, that are inspected by the Port Washington Fire Department each year. Most buildings in the City and Town of Port Washington, except for single family and two-family dwellings, are inspected. Many of the buildings have multiple addresses due to mixed occupancies. The fire inspections completed during 2019 were done by Chief Mitchell. 1,138 fire inspections were done during this period with 529 apparent violations noted.

Another branch of fire inspections is the testing and inspection of new fire sprinkler systems and new fire alarm systems. Owners of the buildings, where these systems are located, must furnish the fire department with plans of the systems for review. Once these systems are in place, testing, witnessed by the fire department, must be complete before occupancy is given. In 2019, tests for twelve new fire alarm or fire suppression systems were witnessed.

FIRE INVESTIGATIONS

The cause and origin of eleven structure fires was investigated in 2019. The causes of those structure fires were as follows: (6) careless cooking, (1) spontaneous combustion (1) excessive heat, (2) equipment failure, and (1) undetermined.

PUBLIC FIRE AND SAFETY EDUCATION

Public Fire Education has the largest impact on a community's fire prevention program. A great deal of time is spent educating children with hopes that they will carry fire safety messages throughout their lives. The Port Washington Fire Department has an active public fire education program coordinated by Chief Mitchell. The department uses educational handout materials provided by the *National Fire Protection Association*. Elementary school children in grades K-2, as well as pre-school children throughout Port Washington, are taught age appropriate fire safety education.

To reach the adult population, the fire department conducts an annual Open House during Fire Prevention Week in October. Fire safety educational materials are available to the attendees, as well as hands-on fire extinguisher training. The department also participates in a national fire safety program, "**Change Your Clocks – Change Your Smoke Detector Batteries**". This program is promoted twice a year to remind people to replace the batteries in their smoke alarms when changing their clocks in the spring and the fall. In addition, the Department's Facebook page conveys fire safety messages to those who choose to view it.

In addition to fire prevention education, the Department also conducts two annual programs aimed at teaching the public worthwhile life saving techniques. The first is Hands Only CPR which is taught during the City's Community Street Festival in May and again at the Department's annual Open House in October. The public has been reluctant to embrace the traditional CPR which incorporates mouth to mouth resuscitation. American Heart Association research has shown that there is enough oxygenated blood in the human body during a witnessed cardiac arrest to still be of a benefit to the stricken victim when Hands Only CPR is applied and 9-1-1 is used to call for rescue personnel.

The other program is called "Stop the Bleed". Studies found that the traumatic injuries sustained during active shooter events, or even vehicle accidents, often caused severe bleeding which left unattended, could result in death in as little as five minutes. In conjunction with the American College of Surgeons and the National Trauma Institute, Stop the Bleed sets credible and uniform training standards for controlling life threatening hemorrhage for the public.

The following is a breakdown of public fire education contacts and programs done in 2019:

<u>GROUP or PROGRAM</u>	<u>ATTENDEES</u>	<u>FD PERSONNEL INVOLVEMENT</u>
KIWANIS SAFETY TOWN (Pre-K)	60	4
STOP THE BLEED (4 classes)	65	3
HANDS ONLY CPR	53	5
<u>FIRE PREVENTION WEEK - SCHOOL VISITS OR VISITS TO THE FIRE STATION</u>		
DUNWIDDIE K-2	215	3
LINCOLN K-2	221	5
PORT CATHOLIC pre K-2	99	3
PRE-SCHOOLS	73	3
FIRE DEPARTMENT OPEN HOUSE	900 (approx.)	31

2019 FIRE DEPARTMENT OPEN HOUSE



The 2019 Fire Prevention Week Open House was held on October 13. Although the weather was not the best (cloudy and chilly), an estimated 900 people attended. This year featured a special demonstration called “CLOSE BEFORE YOU DOZE”. This was intended to show the public how keeping bedroom doors closed at night may be the difference between life and death in the event of a fire. The top two photos show side by side bedroom “mock-ups” with a common hallway. A fire was set in the hallway with the door to one bedroom left open and the other door closed. After several minutes of burning, the fire was extinguished, and the public was able to see the results. The top right photo shows the room on the left virtually untouched by smoke and fire, while the room on the right has sustained, most likely, deadly conditions. The side by side mock-up was constructed by department members with building materials supplied or donated by area businesses.

IV. PERSONNEL - TRAINING - SPECIAL TEAMS

A. PERSONNEL

The Port Washington Fire Department had fifty-six personnel as of December 31, 2019. The following personnel were hired in 2019: EMT-P Jacob Campbell, EMT-P Michael Demcak, FF/EMT-P Brandon Gregozeski, EMT-B Morgan Kropidlowski, FF/EMT-P Trevor Potkay, and EMT-P Wesley Reimer. The following personnel left the department in 2019: EMT-P Alex Diamantopoulos, A-EMT Kristin Dudash, EMT-B Amanda Eibs, Engineer Gerald Haas, FF / Rescue Diver Michael Kiener, Rescue Diver Morgan Rogers, EMT-P Paul Taleck, and EMT-B Noah Witt.

NAME		RANK	YRS	NAME		RANK	YRS
Bach, Sr.	James	Rescue Diver	9	Kultgen	Richard	Lt./Rescue Diver	13
Barbuch	Maribeth	EMS Lt./EMT-P	18	Langford	James	Captain	26
Brede	Dennis	Asst. Engineer	3	Lanser	Adam	FF	13
Campbell	Jacob	EMT-P	-	Lathrop	Rick	FF	9
Cehanovich	Dan	EMT-B	16	Leasum	Charles	FF	7
Cehanovich	Rachelle	A-EMT	14	McGaughey	Steven	EMT-P	5
Chaloupka	Roland	Rescue Diver	38	Mirsberger	Kayla	EMT-P	2
Cross	Sue	EMT-B	7	Mitchell	Mark	Fire Chief	15
Daggett	John	FF	1	Mundt	Adam	FF	1
DeBoer	Joseph	Capt. / EMT-P	15	Petrov	Viktor	FF	3
Demcak	Michael	EMT-P	-	Pierce	Amanda	FF / EMT-B	1
Dicker	Todd	Engineer / EMT-P	7	Pipkorn	John	EMT-P	8
Didier	Michael	Engineer	26	Poggemann	Eric	Rescue Diver	7
Doers	Glenn	Deputy Chief	15	Potkay	Trevor	FF/EMT-P	-
Doyle	James	FF	2	Reed	Tim	Amb. Driver	13
Eibs	Eric	EMT-B	20	Reimer	Wesley	EMT-P	-
Eibs	Mike	EMT-B	7	Riley	James	Deputy Chief / A-EMT	42
Foote	Cody	EMT-B	3	Riley	Kevin	FF / EMT-B	5
Godersky	Joanne	A-EMT	5	Scheel	Jonathan	EMT-B	5
Gregozeski	Brandon	Asst. Engineer/ EMT-P	-	Schmidt	Steven	Assistant Chief	39
Grittner	Michael	FF	6	Sharbuno	Thomas	Deputy Chief	37
Haskins	Breanna	FF	2	Theis	Lisa	Admin. Asst./ EMT-B	7
Hemming	Jacob	Asst. Engineer / EMT-P	7	Tietyen	Jeffrey	Engineer	33
Henckel	Jessica	EMT-B	3	Travis	Oliver	Engineer	36
Hill	Eric	FF / Rescue Diver	11	Ulm	Stephen	Captain	21
Jajtner	Michael	Rescue Diver / Team Leader	21	Van Natta	Josh	EMT-P	4
Klopp	Andrew	Engineer	11	Weis	Jason	Lt.	5
Kropidlowski	Morgan	EMT-B	-	Zeigler	Scott	Lt. / EMT-B	7

EMT-B = Emergency Medical Technician-Basic

A-EMT= Emergency Medical Technician-Advanced

EMT-P = Emergency Medical Technician-Paramedic

FF = Firefighter

B. TRAINING

Captain Jim Langford coordinates fire training, and EMS training is coordinated by EMS Lt. Maribeth Barbuch and Capt. Joe DeBoer. A minimum of sixty hours per year of fire training is required of each firefighter. EMS personnel are required to attend a minimum of six EMS training sessions per year and a 30-hour EMT refresher class every two years. The department's Rescue Dive Team holds two practices per month. Most of the Dive Team practices are actual "in-water" drills.

The following training hours were recorded in 2019:


Fire and Engineer –2,473 hours	Rescue Dive Team - 692 hours
EMS – 1,082 hours	Rescue Task Force – 44 hours

The following specialized training was completed in 2019:

CERTIFIED FIRE FIGHTER II (120 hours): Adam Mundt and Amanda Pierce
CERTIFIED FIRE OFFICER I (40 hours): Joe DeBoer and Michael Grittner
CERTIFIED DRIVER/OPERATOR-PUMPER (30 hours): Dennis Brede
EMERGENCY MEDICAL TECHNICIAN-BASIC (180 hours): Morgan Kropidowski and Kevin Riley



C. RESCUE DIVE TEAM

The department's Rescue Dive Team is coordinated by Team Leader Mike Jajtner and currently has seven members. The team logged almost 700 hours in training in 2019, most of it underwater. Seen below left is a member practicing with an underwater body bag. The right photo shows the team securing a vehicle in a flooded Suckerbrook Creek, prior to being winched out by a recovery wrecker.



D. RESCUE TASK FORCE

Established in 2017, the Department's Rescue Task Force is made up of both fire and EMS personnel. Their mission is to back up law enforcement at an active shooter situation by providing rapid medical response to shooting victims. Photos below shows a training exercise.



V. APPARATUS

The Port Washington Fire Department's apparatus fleet is maintained under the direction of Assistant Chief Steve Schmidt. The staff consists of five Engineers, all of whom do a superb job to make sure all the fire and EMS vehicles are ready to respond in the event of an emergency. The department has a separate training night for Engineers, Assistant Engineers and any department member interested in the driving and operation of the department's vehicles. In 2019, 389 hours of Engineer training were recorded.

Weekly and monthly inspections are performed on each vehicle and preventive maintenance is done as needed. All vehicles receive annual maintenance in January that consists of oil and filter changes, lubrication, and other important services. In addition, annual fire pump testing is done in July on each apparatus equipped with a fire pump. Ground ladders and the department's aerial tower are tested each spring. Below is the current roster of apparatus for the Port Washington Fire Department.

<u>UNIT #</u>	<u>TYPE</u>	<u>YEAR</u>	<u>MAKE & CHASSIS</u>	<u>2019 RESPONSES</u>	<u>TOTAL MILEAGE</u>	<u>2019 MILEAGE</u>	<u>CONDITION</u>
450	AMBULANCE	2008	FORD/MEDTEC	27	67,704	490	GOOD
451	AMBULANCE	2018	FORD/LIFELINE	931	13,707	13,707	NEW
452	AMBULANCE	2010	FORD/MEDTEC (12)	210	64,260	3,026	VERY GOOD
453	HEAVY RESCUE	2014	PIERCE ARROW XT	32	2,868		EXCELLENT
454	ALL TERRAIN	2005	POLARIS 6x6	7	172.2 hrs.	7 hrs.	VERY GOOD
455	PARAMEDIC INTERCEPT	2014	CHEVY SUBURBAN	353	39,425	6,925	VERY GOOD
456	COMMAND	2013	CHEVY SUBURBAN	175	52,465		VERY GOOD
457	BRUSH TRUCK	1992	CHEVY 4x4	9	14,121	121	GOOD
460	AERIAL TOWER	1997	PIERCE LANCE	12	12,439	1,039	GOOD
462	ENGINE	1993	PIERCE DASH	0	23,808	133	GOOD
463	ENGINE	2008	PIERCE DASH	13	7,513	533	VERY GOOD
464	ENGINE	1999	PIERCE SABER	7	13,532	422	VERY GOOD
465	ENGINE	2006	PIERCE DASH	115	16,591	1,189	VERY GOOD
467	TANKER	2019	KENWORTH/UST	5	3,021	3,021	NEW
468	DIVE RESCUE BOAT	2013	JP MARINE 17'	2			EXCELLENT
469	FIRE BOAT	2010	BOSTON WHALER 25'	1	236 hrs.	13 hrs.	VERY GOOD
499	UTILITY	2001	CHEVY MINI VAN	Non-emergency vehicle	84,500	509	LESS THAN FAIR *

*Will be replaced in 2020.