



**PARKS, FORESTRY,
& RECREATION
DEPARTMENT**

ANNUAL REPORT

2022

INTRODUCTION

TABLE OF CONTENTS

Who we are.....1

Staff Team.....2-3

Volunteers.....4

Pirate's Hollow Community Waterpark.....5-6

WPRA Tickets.....7

Port Fitness.....8

Leagues.....9

Events.....10-11

Programs.....12-13

Sponsorships.....14

Park and Facility Rentals.....15

Donations & Advertizement.....16

Marketing & Communications.....17

Rec Achievements.....18

Parks Overview and Improvements.....19-21

Maintenance Equipment Updates.....22

Forestry Overview and Improvements.....23-25

Port Washington Parks & Forestry and Recreation Departments are proud members of:



WHO WE ARE

Recreation Department Team

Kiley Scherer/Tyler Mentzel

Recreation Director

Annette Stimac

Recreation Administrative Assistant

Beth MacDonald

Recreation Coordinator

Parks & Forestry Team

Jon Crain

Parks and Forestry Superintendent

Rob Lanser

Parks and Forestry Maintenance Supervisor

Kahlin Taylor/Ethan Legault

Parks and Forestry Maintenance Supervisor

2022 Mayor and City Council

Mayor

Ted Neitzke

Alderpersons

Deborah Postl - Ward 1

Paul Neumyer - Ward 2

Michael Gasper - Ward 3

Dan Benning - Ward 4

Jonathan Pleitner - Ward 5

Patrick Tearney - Ward 6

John Sigwart - Ward 7

Parks and Recreation Board of Directors

The Port Washington Parks and Recreation Board is a nine member board. Members are appointed by the Mayor.

Officers on the board include the chair, vice chair, and secretary; who are all elected by the board members.

Meetings are held on the second Thursday of each month, with a quorum of five board members being necessary for the meeting.

Board Member **Years of Service**

Jonathan Pleitner **7**

Chair

Kyle Knop **2**

Vice Chair, Alderman

Jim Karrels **10**

Secretary

Michael Gasper **7**

Alderman

Jen Verheyen **10**

Jeff Lamont **6**

Aaron Paulin **6**

Anthony Davenport

Erin Brewster

Madeline Binsfeld

Josie Tetzloff

Mission Statement

It is the mission of the Parks & Recreation Departments to improve the quality of life for all residents of Port Washington by facilitating leisure and cultural activities, special events, and services that promote mental and physical health, self-development and community involvement.

The department will also strive to sustain and enhance the natural environment through careful planning and maintenance of the parks and open spaces.

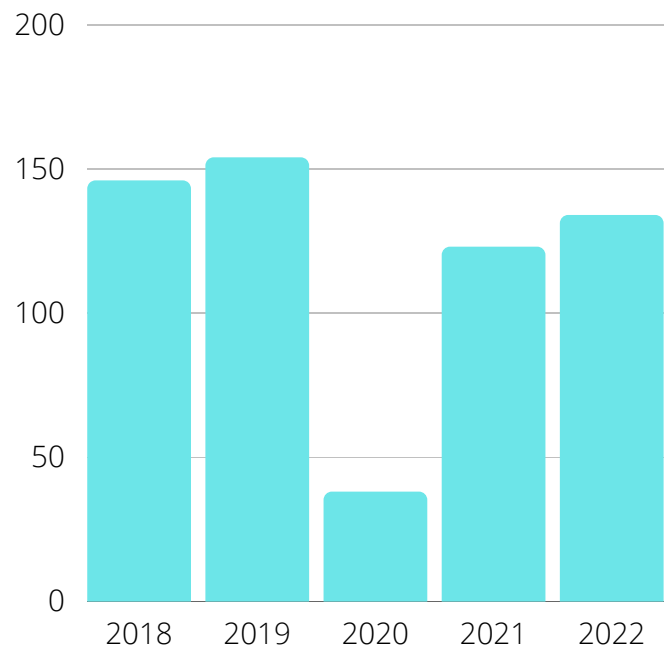
OUR 2022 TEAM

2022 Employment Totals

Aquatics Coordinator	1	Volleyball (Adult)	3
Basketball (youth & adult)	8	Walking Club	1
Cheerleading	3	Parks & Forestry Maintenance	14
Cornhole	0	Total	123
Cross Country	5		
Dance	3		
Flag Football	2		
Golf (adult & youth)	0		
Gymnastics	9		
Head Guards	5		
Ice Skating	0		
Lifeguards	20		
Park Maintenance	10		
Playground	9		
Pool Attendants	18		
Port Fitness	1		
Rec Maintenance	1		
Safety Town	1		
Soccer	6		
Softball	0		
Summer Office	1		
Tennis	6		
Theatre	4		

Our departments have 5 full-time staff, 1 part time year round staff, and several seasonal staff. Our employees oversee the day-to-day operations of the many programs we offer and facilities we manage including Pirate's Hollow Community Waterpark, the Municipal Softball Field, and 35 other parks located throughout the city.

This past year we employed 123 team members.



STAFF CERTIFICATIONS & EDUCATION

Staff Certifications

Certified Park and Recreational Professional(CPRP)

Kiley Scherer

Certified Arborist Municipal Specialist

Jon Crain

Food Safety Manager

Kiley Scherer and Beth MacDonald

Certified Pool Operator (CPO)

Kiley Scherer/Tyler Mentzel

American Red Cross (ARC) Certifications

For the safety of our participants, we strive to have all staff CPR and First Aid certified. Additionally, our lifeguards are all ARC Lifeguard Certified and all swimming instructors are ARC Water Safety Instructor Certified. We also have 2 Certified Lifeguard Instructors, Kiley Scherer & Nora Beppler, on our team. Kiley Scherer is also Babysitter Instructor Certified.



In 2022 the Port Washington Parks & Forestry and Recreation staff attended the following educational opportunities, conferences, and meetings:

- Wisconsin Parks and Recreation meetings throughout our region
- Active Parks & Screen Free Committee Meetings
- Friend's of Parks and Recreation Board Meetings
- Ozaukee Watershed Coalition Meetings
- 2022 Wisconsin Parks & Recreation Association Annual Conference Committee Meetings
- Wisconsin Parks & Recreation Association Professional Development Committee Meetings
- DNR/Wisconsin Arborist Association Annual Conference

VOLUNTEERS

Event/Program	# volunteers	hours
Campout	2	6
Cross Country	1	21
Fall Festival	0	0
Fourth of July	6	24
Friday Night Flicks	1	5
Hippity Hop	7	28
Huntin for Pumpkins	12	48
Polar Express	12	48
Safety Town	20	300
Santa in a Snow Globe	0	0

Total Number of Volunteers for the year

61

Total hours worked by volunteers

480

Throughout the year our department runs many events and programs. These often cannot happen without the dedication and hours put in by our ever growing volunteer community.

According to The Independent Sector the average worth of each volunteer hour is

\$31.80

By enlisting the help of these amazing volunteers we saved

\$15,264.00

over the course of the year.



PIRATES' HOLLOW COMMUNITY WATERPARK



2022 SEASON PASSES SOLD

PASS TYPE	YOUTH	ADULT	SENIOR	FAMILY	NANNY	SUPER
TOTAL RESIDENT	42	5	20	151	9	146
TOTAL NON-RESIDENT	4	1	2	20	6	19

SEASON PASS SALES 5 YEAR OVERVIEW

YEAR	2018	2019	2020	2021	2022
TOTAL PASSES SOLD	382	384	0	532	364

EXPENSES

YEAR	2018	2019	2020	2021	2022
POOL EXPENSE	166,824.20	165,369.59	61,876.45	184,622.89	179,761.64
TOTAL EXPENSE	820,901.05	806,693.09	687,641.60	1,018,976.07	850,548.60
PERCENT	20%	20.5%	9%	18%	19%

REVENUE

YEAR	2018	2019	2020	2021	2022
POOL REVENUE	77,518.97	69,151.83	123.12	94,931.38	89,770.70
TOTAL REVENUE	223,090.49	228,414.05	62,543.40	275,759.32	238,729.42
PERCENT	20%	20.5%	.2%	34%	19%



PIRATES' HOLLOW COMMUNITY WATERPARK

SEASON ATTENDANCE 5 YEAR OVERVIEW

YEAR	2018	2019	2020	2021	2022
OPEN SWIM	13788	12188	0	15883	13982
LESSONS	1207	1266	0	2088	1296
RENTALS	1800	438	0	540	550
TOTAL	17412	15583	0	19470	15828



1296
VISITS FOR
LESSONS

15828
TOTAL AQUATIC
PATRONS

6129
SEASON PASS
HOLDER VISITS

1995
RESIDENT SUPER
PASS HOLDER
VISITS

1230
SUPER PASS
VISITS TO PORT

Pool Closures

	2018	2019	2020	2021	2022
Full Days	8	10	Closed	2	14*
Half Days	4	6	Closed	4	7

*Includes 9 closure dates due to pool season ending early on 8/20

WPRA TICKET SALES

Zoo Adult	45
Zoo Child	25
Mt Olympus	50
Noah's Ark Adult	0
Noah's Ark Child	58
Pirate's Cove	22
Total	200



PORT FITNESS

CLASSES OFFERED	2020 ATTENDANCE	2021 ATTENDANCE	2022 ATTENDANCE
YOGA	787	936	???
ZEN BARRE	188	135	N/A
BARRE HIIT COMBO	104	127	N/A
AQUA ZUMBA	69	90	???
GENTLE YOGA	47	0	N/A
ZUMBA	44	3	N/A
POP UP CLASS / OTHER	29	0	N/A
B3 CYCLE	N/A	N/A	???
TOTAL ATTENDANCE	1269	1291	????

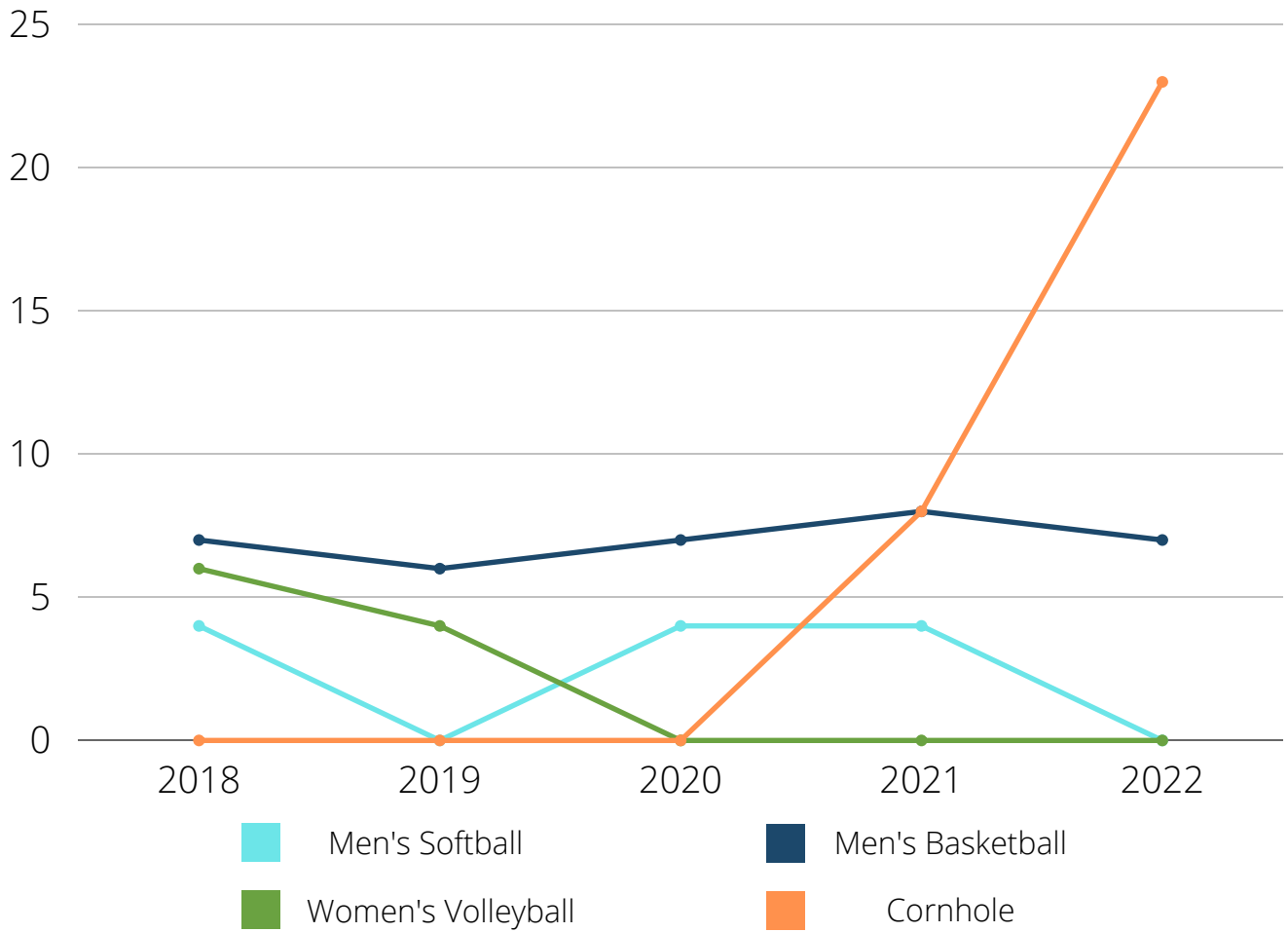
2021 TOTAL ATTENDANCE PER MONTH	
JANUARY	
FEBRUARY	124
MARCH	103
APRIL	104
MAY	70
JUNE	132
JULY	88
AUGUST	107
SEPTEMBER	104
OCTOBER	116
NOVEMBER	120
DECEMBER	115
TOTAL ATTENDANCE	1291

2021 TOTAL ATTENDANCE PER INSTRUCTOR	
CONNIE	874
TINA	42
MAURA	108
TOTAL	1024



ADULT RECREATION LEAGUES

Registered Teams/Participants 5 Year Overview



SPRING & SUMMER EVENTS

Event	2018	2019	2020	2021	2022
<i>Campout</i>	NA	49	0	55	≈ 60
<i>Community Cleanup</i>	≈ 60	≈ 100	≈ 50	≈ 80	≈ 100
<i>Friday Night Flicks</i>	≈ 400	≈ 400	≈ 400	≈ 400	≈ 350
<i>Hammock Hangouts*</i>	NA	NA	NA	≈ 40	NA
<i>Hippity Hop*</i>	NA	NA	NA	200 (106)	≈ 300
<i>Independence Day</i>	≈ 500	≈ 500	≈ 500	≈ 500	≈ 400
<i>Screen Free Week*</i>	NA	NA	NA	≈ 500	≈ 500
<i>Wellness Series</i>	NA	NA	≈ 60	≈ 60	≈ 60

"*" denotes new program

"(x)" denotes amount of waitlisted participants



FALL & WINTER EVENTS



Event	2018	2019	2020	2021	2022
<i>Coloring Contest*</i>	NA	NA	NA	35	60
<i>Huntin for Pumpkins</i>	NA	NA	147(15)	179	153
<i>Polar Express</i>	~550	~550	0	~550	~550
<i>Santa in a Snowglobe</i>	NA	NA	600	400	100
<i>Teen Halloween*</i>	NA	NA	NA	7	NA

"*" denotes new program

"(x)" denotes amount of waitlisted participants

YOUTH PROGRAMMING

Number of Registered Participants by year

Program Name	2018	2019	2020	2021	2022
Babysitter Training	10(2)	28	10(7)	28(7)	53
Cheerleading	12	18(10)	28	23	30
Cross Country Camp	NA	NA	19	27	25
Dance*	NA	NA	NA	16(1)	17
Dive Team	16	18	0	14	0
Flag Football	84	94	36	89	80
Golf	8	10	31	26(17)	19
Gymnastics	162(3)	182(28)	0	212(14)	431
La Crosse	NA	NA	22	17	NA
Port Youth Theatre	64(8)	67(19)	0	0	62
Safety Town*	NA	NA	NA	114(4)	50
School's Day Out	40(4)	17	10	14	??
Ski & Snowboard Club	69	18	133	154	154
Soccer	111	110	56(6)	77(6)	125
Summer Park	97	90	63(3)	92(3)	119
Swim Team	41	41	0	32	34
Tennis (Lil' Guys & Gals)	14	29	0	10	46
Tennis (Youth Camp)*	NA	NA	NA	29	25

"*" denotes new program

"(x)" denotes amount of waitlisted participants



ADULT PROGRAMMING

Number of Registered Participants by year

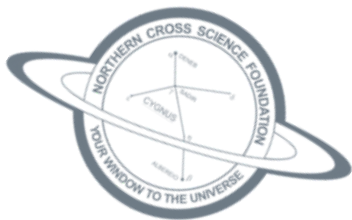
Program Name	2018	2019	2020	2021	2022
Ballroom Dance*	NA	NA	NA	8	NA
Community Garden*	NA	NA	NA	62	48
Hiking Challenge	NA	NA	64	86	53
Get Golf Ready	24	23	NA	35(33)	52
Summer Theatre	24	23	0	0	21
Port Fitness	NA	NA	1269	1291	???
Pickleball	446	410	191	366	???

"*" denotes new program

"(x)" denotes amount of waitlisted participants



PROGRAM AND EVENT SPONSORS & PARTNERS



2021 Total Sponsorship Dollars
\$16,433



Kiwaniis®



SHERPER'S

Everything for the Great Outdoors & More...
SINCE 1935



HOPPE

TREE SERVICE

Pruning • Removal • Plant Health Care



PARK & FACILITY RENTALS

TOTAL RENTALS 5 YEAR OVERVIEW

2022	2021	2020	2019	2018
186	173	76	203	187

FACILITY	APR	MAY	JUNE	JULY	AUG	SEPT	OCT	TOTAL
ULP - AREA 1	0	0	0	1	0	0	0	1
ULP - AREA 2	0	0	0	1	0	1	0	2
ULP - AREA 3	0	0	0	1	0	0	0	1
ULP - AREA 4	0	3	9	10	12	4	2	40
ULP - AREA 5	0	2	13	5	11	3	0	34
ULP - AREA 6	1	1	8	7	10	8	2	37
VMP - SHELTER	1	4	8	8	8	5	0	34
VMP - BANDSHELL & GREENS	0	1	3	7	6	3	1	20
PWSB CENTENNIAL PAVILLION	0	1	1	1	1	0	1	4
COAL DOCK PARK GREAT LAWN	0	0	1	1	2	1	0	5
HILL SCHOOL SHELTER	0	0	5	0	1	2	0	8
TOTALS	2	12	48	42	50	27	6	186

CELEBRATION BENCH & TREE DONATIONS

Trees	5
-------	---

Bench	5
-------	---

Total	10
--------------	-----------



ADVERTISEMENT

Hill School Banners	10
---------------------	----

Pirates Hollow Banners	2
------------------------	---

Municipal Ball Field Banners	
------------------------------	--

Rec Guide Ads	5
---------------	---

Total	59
--------------	-----------

MARKETING & COMMUNICATION

Facebook Page reach ⓘ

38,976 ↑ 19%

Instagram reach ⓘ

1,599 ↑ 30.5%



Facebook Page reach ⓘ

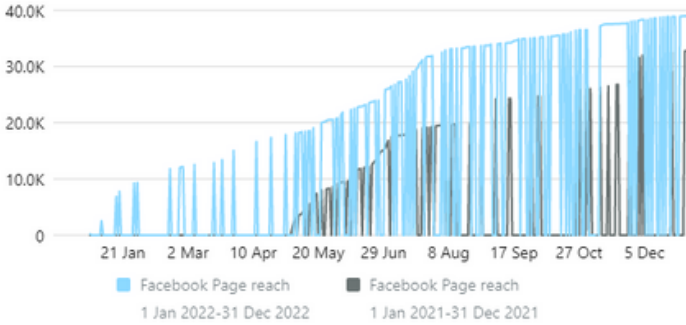
38,976 ↑ 19%

Instagram reach ⓘ

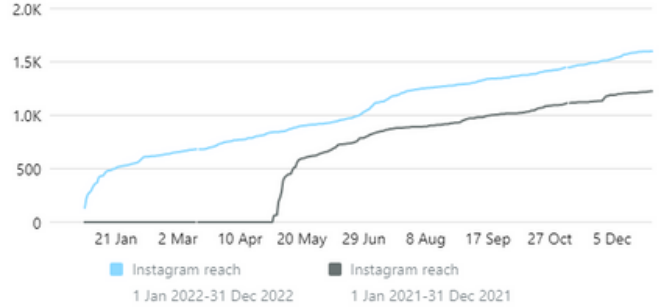
1,599 ↑ 30.5%



Daily Cumulative



Daily Cumulative



290,380
Bulk Emails Sent



1,500
Rec Guides
Disseminated

RECREATION ACHIEVEMENTS

- Completed the 2022-2026 Comprehensive Outdoor Recreation Plan
- Updated Park & Facility Rental Policies and Procedures
- Opened Pirates Hollow Community Waterpark for the summer season
- Created a new framework for a Beer Garden Series to operate from
- Implemented a new online payment system and upgraded our point of sale stations
- Implemented a new time clock and scheduling system for all seasonal staff.
- Implemented and trained staff on online task system
- Printed Recreation Guides in house and created a Fall/Winter guide
- Updated bathhouse interior
- Created participant surveys for all programming and services
- Administered, staffed and facilitated over 10 new programs
- Hired new Recreation Director, Tyler Mentzel
- Promoted Beth MacDonald from Recreation Coordinator to Program Manager

PARKS OVERVIEW

There are 32 designated parks, 2 nature preserves, several municipal buildings and one cemetery covering roughly 160 acres that we actively manage. There are several other open space areas that are not actively managed but will require maintenance at times for safety and other factors. During the spring and summer season much of our efforts are dedicated to turf maintenance, facility rental preparation, plant bed maintenance, planting, and watering. We work with several volunteers, partner with organizations, and reach out for other funding sources to aid us in projects.

UPCOMING PROJECTS AND GOALS

- COMPLETE NEW PICKLEBALL COURTS AT KOLBACH PARK
- UPDATE PARK SHELTER AT KOLBACH PARK
- COMPLETE PROJECT TO INSTALL TURF INFIELD AND NEW FENCE AT MUNICIPAL FIELD
- INSTALL NEW PLAYGROUND AT BLEY PARK
- COMPLETE RESTORATION WORK AROUND THE POND AT BIRCHWOOD HILLS
- INSTALL RAINGARDEN AT KOLBACH PARK

Columbia Park Basketball Court and Playground Install



PARKS IMPROVEMENTS



**Kolbach Park Pickleball
& Basketball Courts**



**Guenther Park
Bike Ramps**



Coal Dock Prairie

PARKS IMPROVEMENTS



**Retention Pond
Maintenance**



**Invasive species
management along
interurban trail**

Beer garden bathroom updates



EQUIPMENT UPDATES



2022 GMC Pickup



2022 Kubota Tractor

FORESTRY OVERVIEW

Our forestry crew is made up of members from the DPW street department and parks department. It generally consists of a 3-5 person crew. We manage the street trees along with park trees as a joint effort. There are approximately 10,000 street trees made up of over 60 varieties. We continue to increase the diversity in our urban forest throughout the parks and streets. This summer we were able to update our entire forest inventory into GIS with the use of a grant awarded by the DNR. Our focus for the past 10 years had been EAB management focusing on removing trees with an unacceptable risk level. We have now shifted to pruning for vehicle clearance and structural pruning our younger 10-15 year old trees. On average we plant roughly 300-400 trees per year.

2022 ACCOMPLISHMENTS

- REMOVED OVER 300 TREES THROUGHOUT STREETS AND PARKS
- PLANTED OVER 300 TREES THROUGHOUT STREETS AND PARKS
- UPDATED ENTIRE FOREST INVENTORY INTO OUR GIS.
- CONTINUED STRUCTURAL PRUNING YOUNGER TREES.
- RECEIVED \$30,000 KRIER FOUNDATION HABITAT RESTORATION GRANT
- SAFELY REMOVED NUMEROUS STORM DAMAGED TREES AND LIMBS FROM WINDSTORM

City Forester- Jon Crain
Forestry crew foreman- Kahlin Taylor
Forestry crew- Rob Lanser, Patrick Meer, Kahlin Taylor
1 Forestry Intern

UPCOMING GOALS AND PROJECTS

- PLANT 350 TREES (150 STREET, 200 PARK)
- REMOVE 150 TREES (100 STREET, 50 PARK)
- STRUCTURAL PRUNING OF 20% YOUNGER TREES
- WORK ON CERTIFIED ARBORIST CERTIFICATION FOR CREW
- REMOVE DEAD ASH AND INVASIVE SPECIES FROM BIRCHWOOD HILLS NATURAL AREAS

FORESTRY IMPROVEMENTS



**STRUCTURAL
TREE PRUNING**

Storm damage Tree Cleanup



Jun 16, 2022 7:29:27 AM
132 East Whitefish Road
Port Washington
Ozaukee County

FORESTRY IMPROVEMENTS



Christmas Star 2022



Tree Planting Fall 2022